



Franklin County Forensic Science Center Office of the Coroner

2090 Frank Road Columbus, Ohio 43223
(614) 525-5290 Fax (614) 525-6002

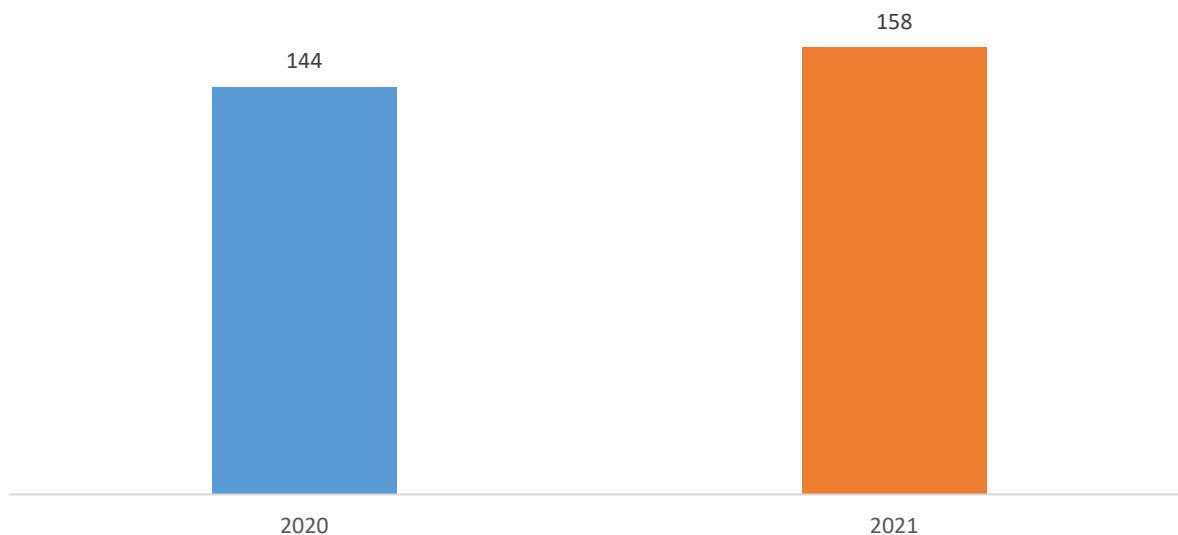
Franklin County Ohio 2021 Suicide Deaths

Our data brief is a short summary of the suicide deaths in Franklin County in 2021. Only cases with a precipitating incident occurring inside Franklin County are considered in this report. The statistics reported here do not necessarily correlate with numbers reported by the data management system or local police agencies.

In 2021, Franklin County Coroner's Office observed 158 people die by suicide, a 10% increase in the number of cases observed during the same period in 2020 (144).

From 2020 to 2021, both Franklin County and the state of Ohio observed an increased suicide death rate, about a 6% increase and a 7% increase respectively. Franklin County observed a 20% lower suicide death rate compared to the state of Ohio suicide death rate in both 2020 and 2021.

Suicide Deaths in 2020 and 2021

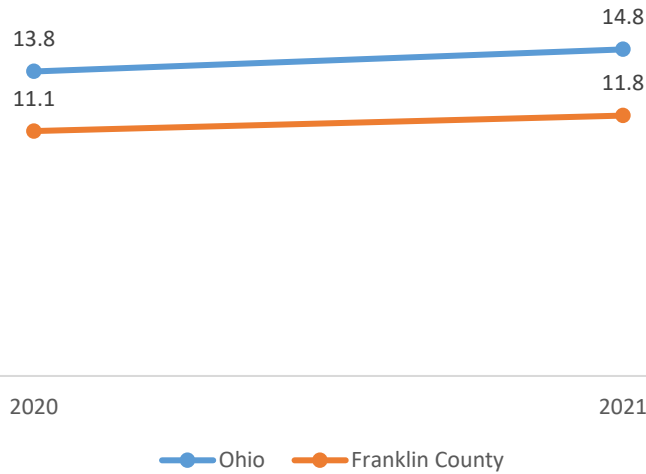




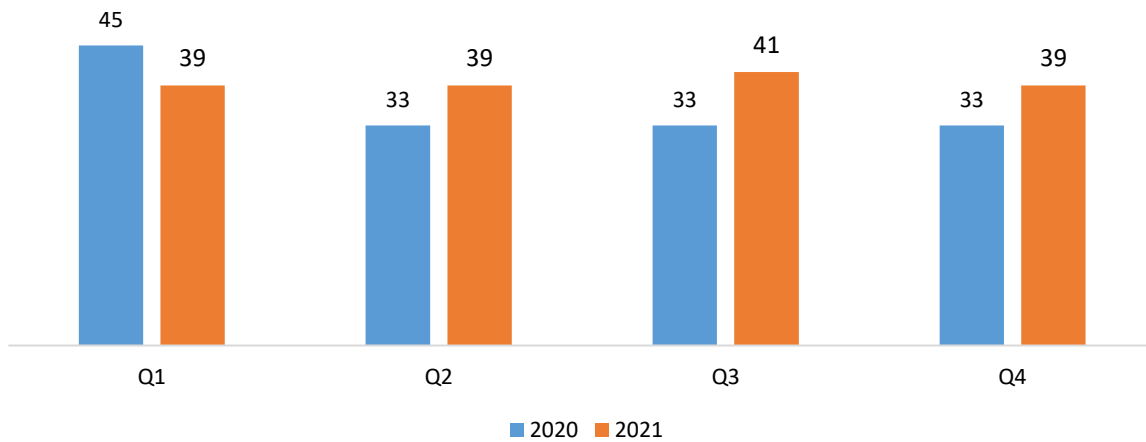
Franklin County Forensic Science Center Office of the Coroner

2090 Frank Road Columbus, Ohio 43223
(614) 525-5290 Fax (614) 525-6002

Age Adjusted Suicide Death Rate per 100,000



Suicide Deaths by Quarters



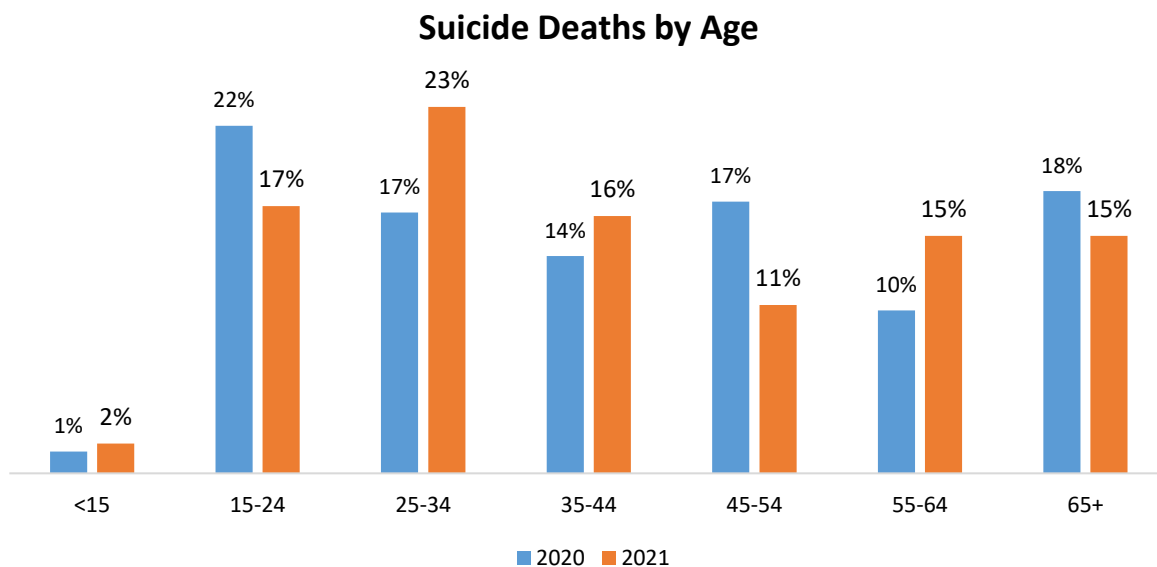


Franklin County Forensic Science Center Office of the Coroner

2090 Frank Road Columbus, Ohio 43223
(614) 525-5290 Fax (614) 525-6002

Age

Franklin County observed the most suicide deaths among the 25-34 age group, accounting for 23% (37) of suicide deaths, followed by the 15-24 and 35-44 age group, accounting for 17% (27) and 16% (26) suicide deaths, respectively. Franklin County observed a 60% increase in suicide deaths among the 55-64 age group (15 to 24), 54% increase among the 25-34 age group (24 to 37), and a 30% increase among the 35-44 age group (20 to 26). Franklin County also observed a 32% decrease in suicide deaths among the 45-54 age group (25 to 17) and a 16% decrease in suicide deaths among the 15-24 age group (32 to 27). In 2020, the lowest age reported among suicide decedents was 13 years old. In 2021, the lowest age reported among suicide decedents was 12 years old.





Franklin County Forensic Science Center Office of the Coroner

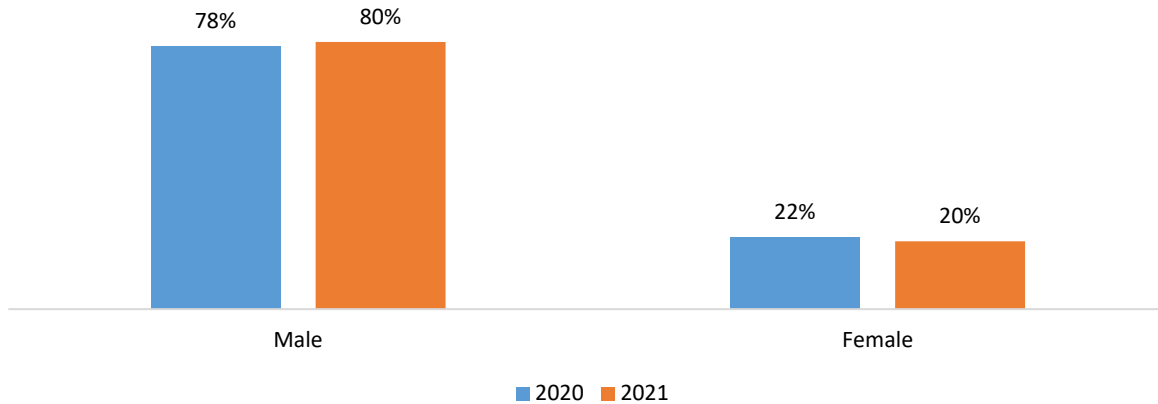
2090 Frank Road Columbus, Ohio 43223
(614) 525-5290 Fax (614) 525-6002

Gender and Age

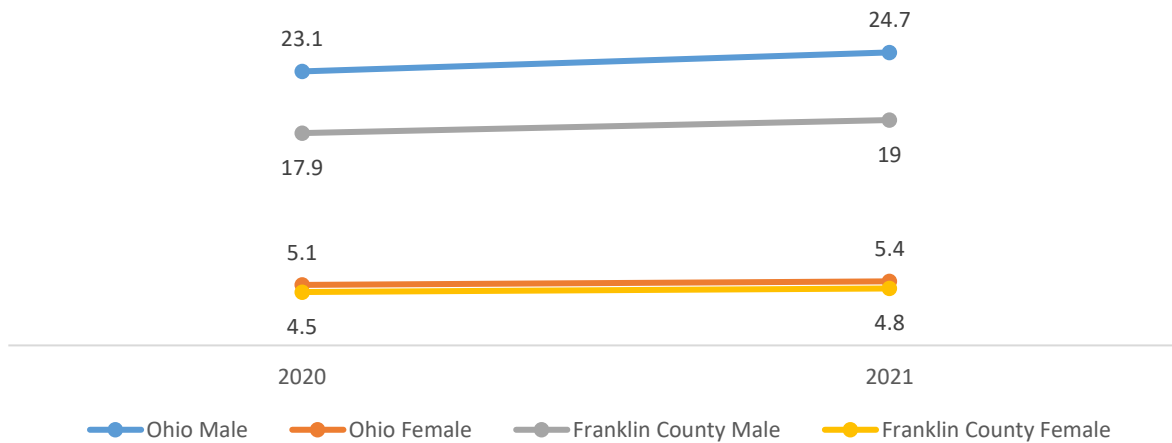
Franklin County suicide deaths are reported predominantly in decedents identified as male, 80% (126). The number of suicide deaths among individuals reported as male increased by 12% compared to 2020 (113). The number of suicide deaths among individuals reported as female remained similar in both 2021 and 2020.

Both Franklin County and state of Ohio observed a similar increase in the suicide death rate among both male and female, 7% and 6% increase respectively among males, and 6% and 7% increase respectively among females. Franklin County observed a 23% lower suicide death rate among males and a 12% lower suicide death rate among females compared to the state of Ohio for both 2020 and 2021.

Suicide Deaths by Gender



Age Adjusted Suicide Death Rate per 100,000 by Gender





Franklin County Forensic Science Center Office of the Coroner

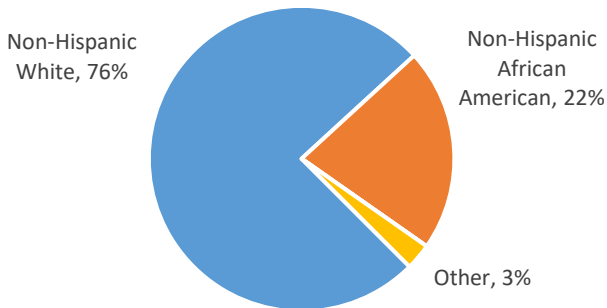
2090 Frank Road Columbus, Ohio 43223
(614) 525-5290 Fax (614) 525-6002

Race and Ethnicity

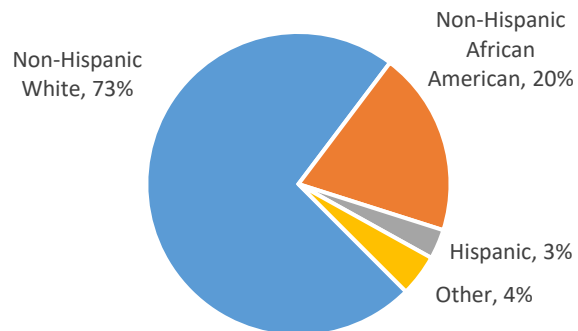
Franklin County observed the most suicide deaths in decedents identified as non-Hispanic White, accounting for 73% (115) of suicide deaths, 56% (89) were identified as male and 16% (26) were identified as female. This is followed by 20% (32) of suicide deaths identified as non-Hispanic African American, 18% were identified as male and 1% were identified as female. A combination of those identified as Asian, Native American, or other communities falls under the "Other" category, accounting for 4% of the suicide deaths.

Franklin County observed a 5% increase in suicide deaths among non-Hispanic White males (85 to 89), while suicide deaths among non-Hispanic White females remained similar. In 2020, Franklin County observed 0 reported suicide deaths among Hispanics, while in 2021 5% of suicide deaths occurred in those identified as Hispanic. While overall suicide deaths among non-Hispanic African Americans in 2021 remained similar compared to 2020, there was a decrease in suicide deaths among non-Hispanic African American females and an increase in suicide deaths among non-Hispanic African American males.

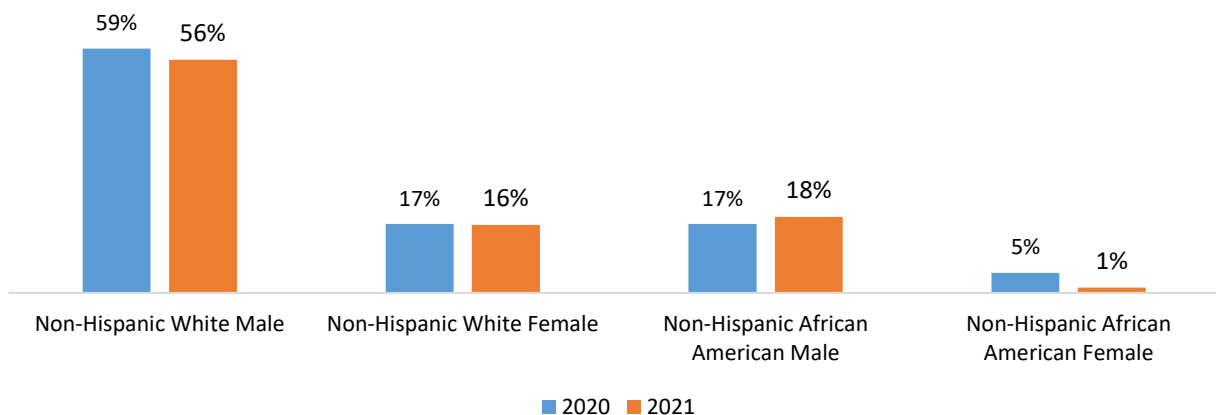
2020 Suicide Deaths by Race and Ethnicity



2021 Suicide Deaths by Race and Ethnicity



Suicide Deaths by Race, Ethnicity, and Gender



Source: Justice Trax 2020-2021 and MDILog 2021. Numbers may not add up due to rounding.



Franklin County Forensic Science Center Office of the Coroner

2090 Frank Road Columbus, Ohio 43223
(614) 525-5290 Fax (614) 525-6002

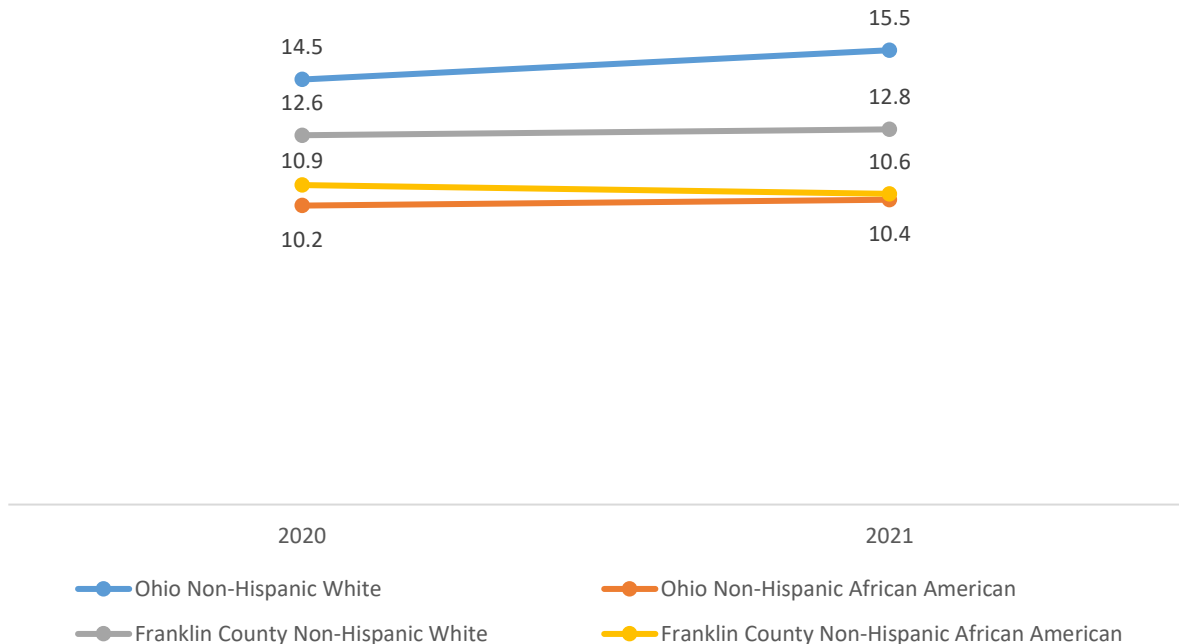
Race and Ethnicity

Looking at the death rate from 2020 to 2021, Franklin County observed a 2% increase in suicide death rate among non-Hispanic Whites (10.2 to 10.4) and 3% decrease in suicide death rate among non-Hispanic African Americans (10.9 to 10.6), while the state of Ohio observed a 7% increase in suicide death rate among non-Hispanic Whites (14.5 to 15.5) and a 2% increase in suicide death rate among non-Hispanic African American (10.2 to 10.4).

Among non-Hispanic White males, Franklin County observed a similar suicide death rate between 2020 and 2021 (20.2 to 20.1). Franklin County also saw a 13% increase in female suicide death rate (5.2 to 5.9) in 2021.

Among non-Hispanic African Americans, Franklin County observed a 17% increase in male suicide death rate (17.7 to 20.7), about 19% higher compared to the state of Ohio in 2021 (20.7 vs 17.4). There was also a 75% decrease in the female non-Hispanic African American suicide death rate (4.8 to 1.2).

Age Adjusted Death Rate per 100,000 by Race and Ethnicity

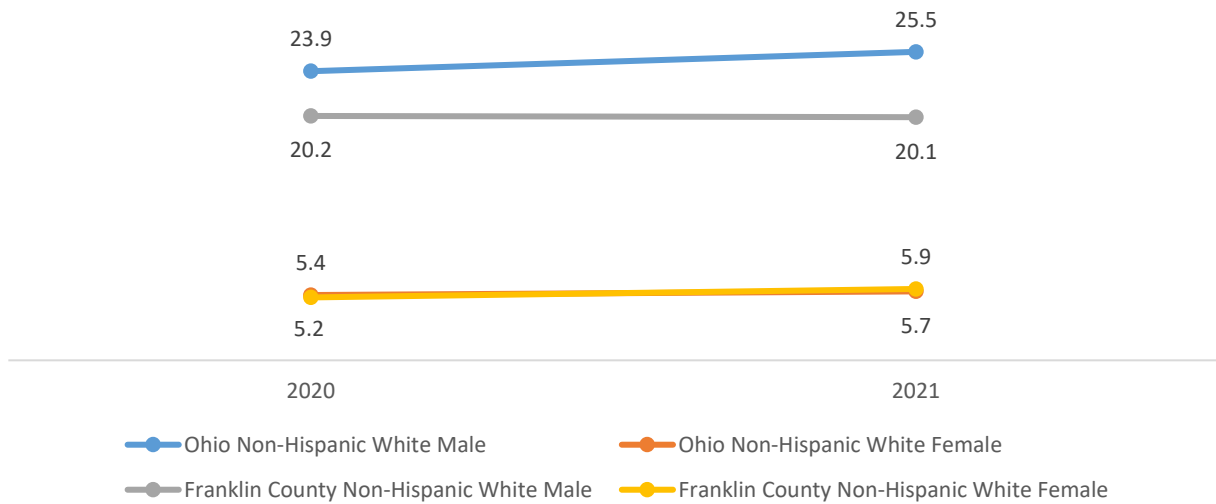




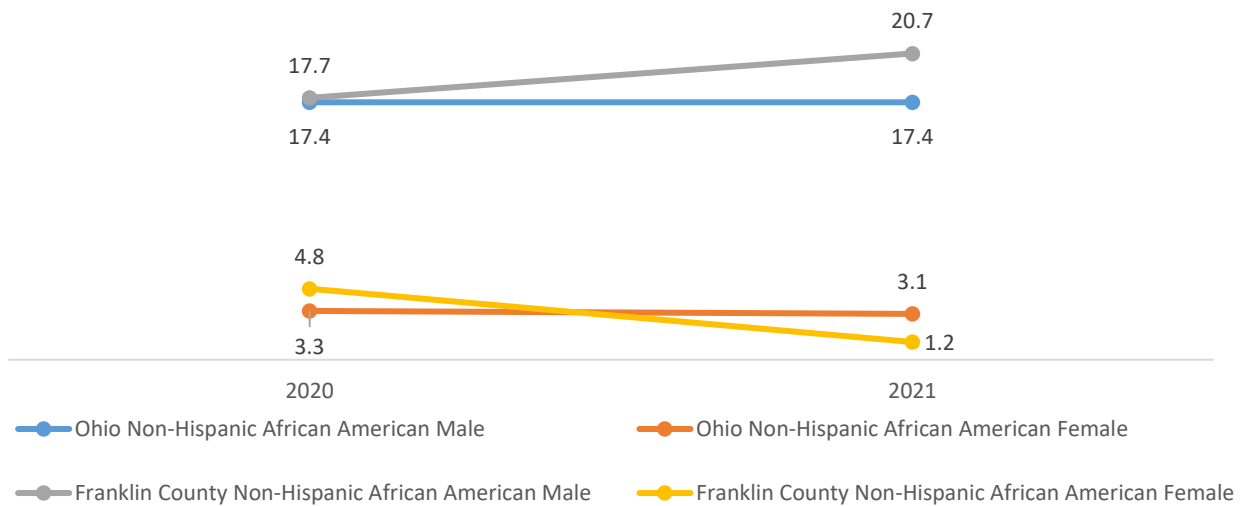
Franklin County Forensic Science Center Office of the Coroner

2090 Frank Road Columbus, Ohio 43223
(614) 525-5290 Fax (614) 525-6002

Non-Hispanic White Age Adjusted Death Rate per 100,000



Non-Hispanic African American Age Adjusted Death Rate per 100,000





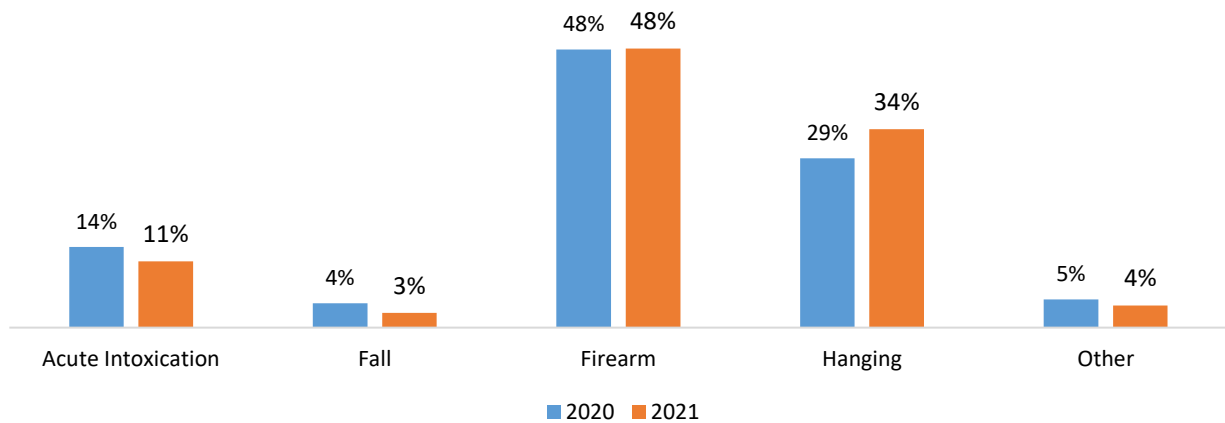
Franklin County Forensic Science Center Office of the Coroner

2090 Frank Road Columbus, Ohio 43223
(614) 525-5290 Fax (614) 525-6002

Methods

Suicide by means of firearm was the most common method of injury mechanisms used by Franklin County decedents. In 2021, 48% of suicides were by firearm. 34% of suicide deaths were by hanging, a 29% (42 to 54) increase compared to 2020. 11% of suicide deaths were by acute intoxication, a 10% (20 to 18) decrease compared to 2020. Suicide deaths by sharp force, drowning, suffocation, and other methods falls under the "Other" category, accounting for 4% of suicide deaths in 2021.

Suicide Deaths by Methods





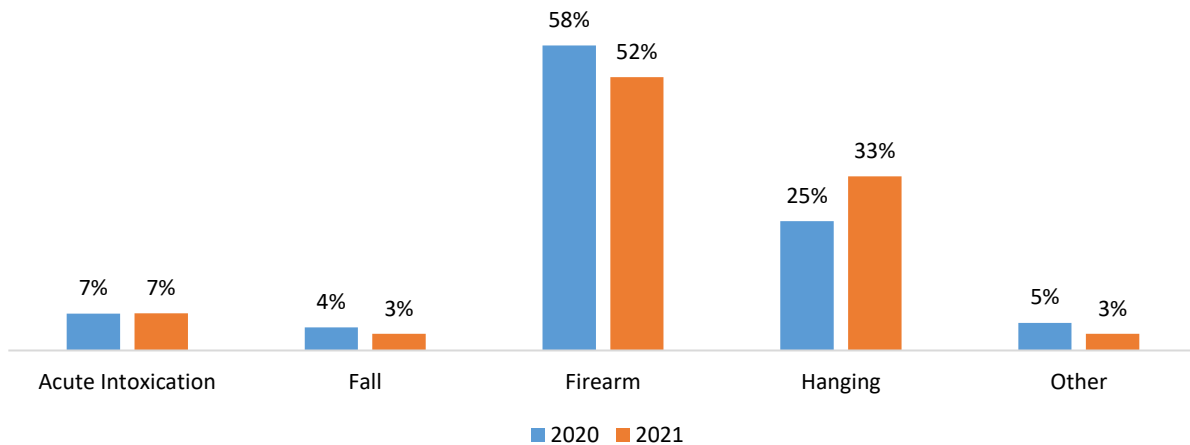
Franklin County Forensic Science Center Office of the Coroner

2090 Frank Road Columbus, Ohio 43223
(614) 525-5290 Fax (614) 525-6002

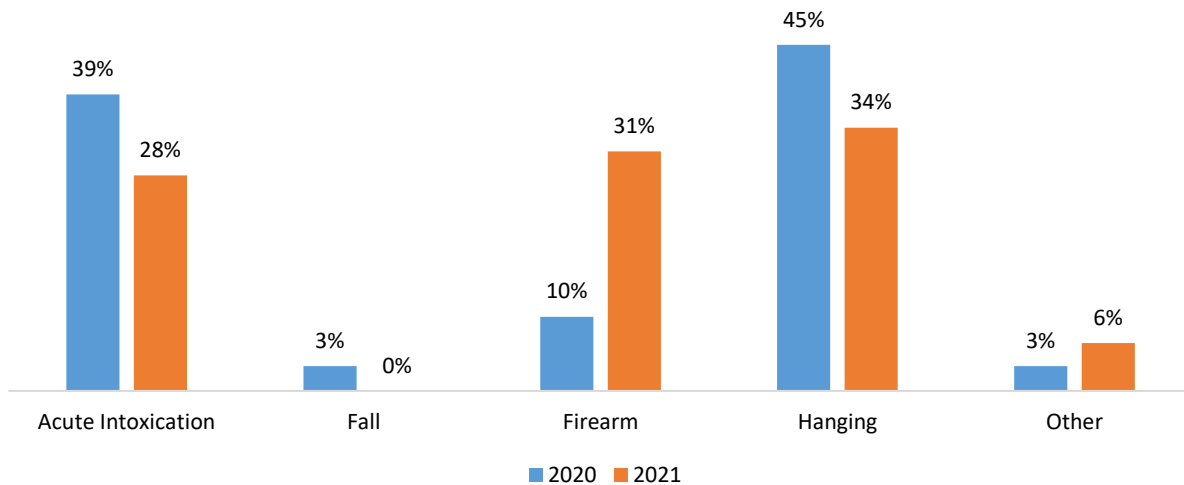
Method and Demographic

Franklin County observed a higher percentage of suicide by means of firearm among males (52%) compared to females (31%) in 2021. However, Franklin County observed an increase in percentage of suicide by means of firearm among females (10% to 31%) compared to a decrease among males (58% to 52%) from 2020 to 2021. There was a higher percentage of suicide by means of acute intoxication among females (28%) compared to males (7%) in 2021. When looking at just females, there was a decrease in percentage by acute intoxication (39% to 28%) from 2020 to 2021. Franklin County observed a similar percentage of suicide by means of hanging among both males (33%) and females (34%) in 2021. However, by gender there was an increase among males (25% to 33%) and a decrease among female (45% to 34%) from 2020 to 2021.

Suicide Deaths Among Male by Methods



Suicide Deaths Among Female by Methods



Source: Justice Trax 2020-2021 and MDILog 2021. Numbers may not add up due to rounding.



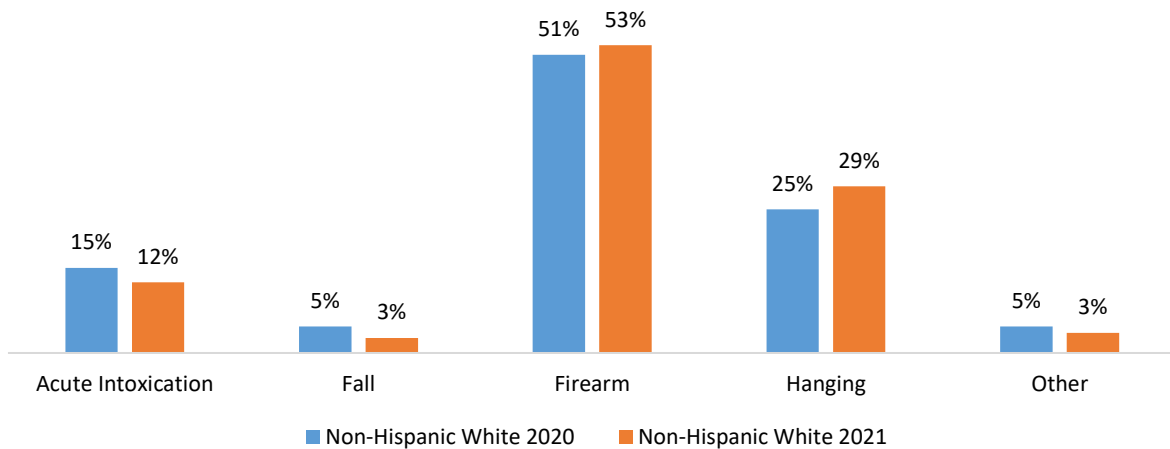
Franklin County Forensic Science Center Office of the Coroner

2090 Frank Road Columbus, Ohio 43223
(614) 525-5290 Fax (614) 525-6002

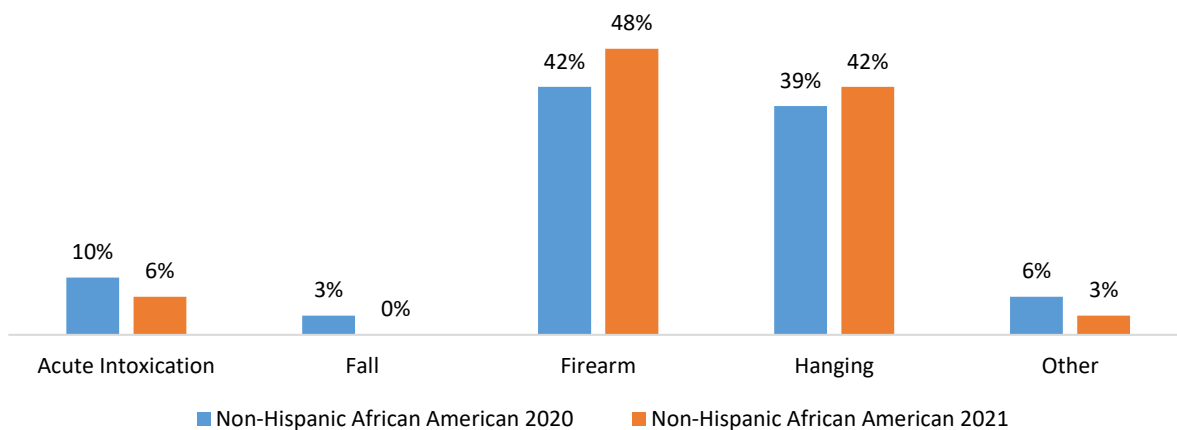
Method and Demographic – Cont.

Franklin County observed a higher percentage of suicide by means of firearm among non-Hispanic Whites (53%) compared to non-Hispanic African Americans (48%). There was a 9% (56 to 61) increase in firearm use among non-Hispanic Whites, and a 15% increase (13 to 15) among non-Hispanic African Americans. There was also a higher percentage of suicide by hanging among non-Hispanic African Americans (42%) compared to non-Hispanic Whites in 2021 (29%). Suicide by means of acute intoxication also saw an increase among non-Hispanic Whites (12%) compared to non-Hispanic African Americans (6%).

Suicide Deaths Among White by Methods



Suicide Deaths Among African American by Methods





Franklin County Forensic Science Center Office of the Coroner

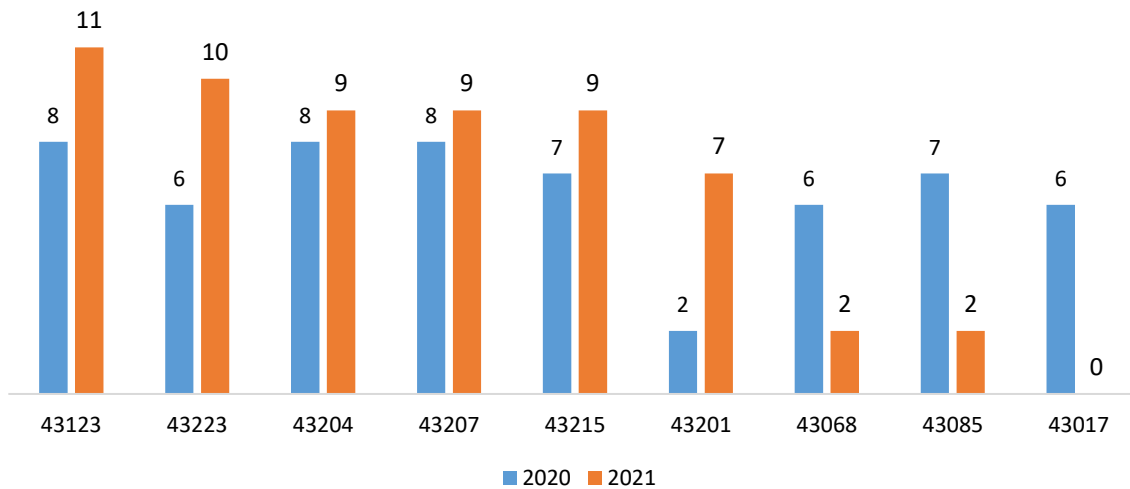
2090 Frank Road Columbus, Ohio 43223
(614) 525-5290 Fax (614) 525-6002

Location

From 2020 to 2021, the 43201 zip code saw the highest increase in suicide deaths (2 to 7), followed by the 43223 zip code (6 to 10), and 43123 zip code (8 to 11). Franklin County observed the most decrease in suicide deaths in the 43017 zip code (6 to 0), followed by the 43085 (7 to 2), and 43068 zip codes (6 to 2).

In 2021, looking at type of location, Franklin County observed the most suicide deaths on a residential property, such as single family house, apartment, and others, accounting for 81% of suicide deaths. Suicide deaths in jails saw an increase from 2020 to 2021 (1% to 4%). Locations such as roadway, highway, construction site, public garage, and others fall under "Outdoor" category.

Suicide Deaths by Selected ZipCodes



Suicide by Location

