

Opioid Misuse in Adolescents



Erin R. McKnight, MD, MPH
Assistant Professor, The Ohio State University
Division of Adolescent Medicine, Nationwide Children's Hospital

Objectives

- Explain the scope of the adolescent opioid epidemic nationally and in the state of Ohio
- Discuss adolescent opioid misuse seen in Franklin County
- Describe the demographics of adolescents with opioid misuse

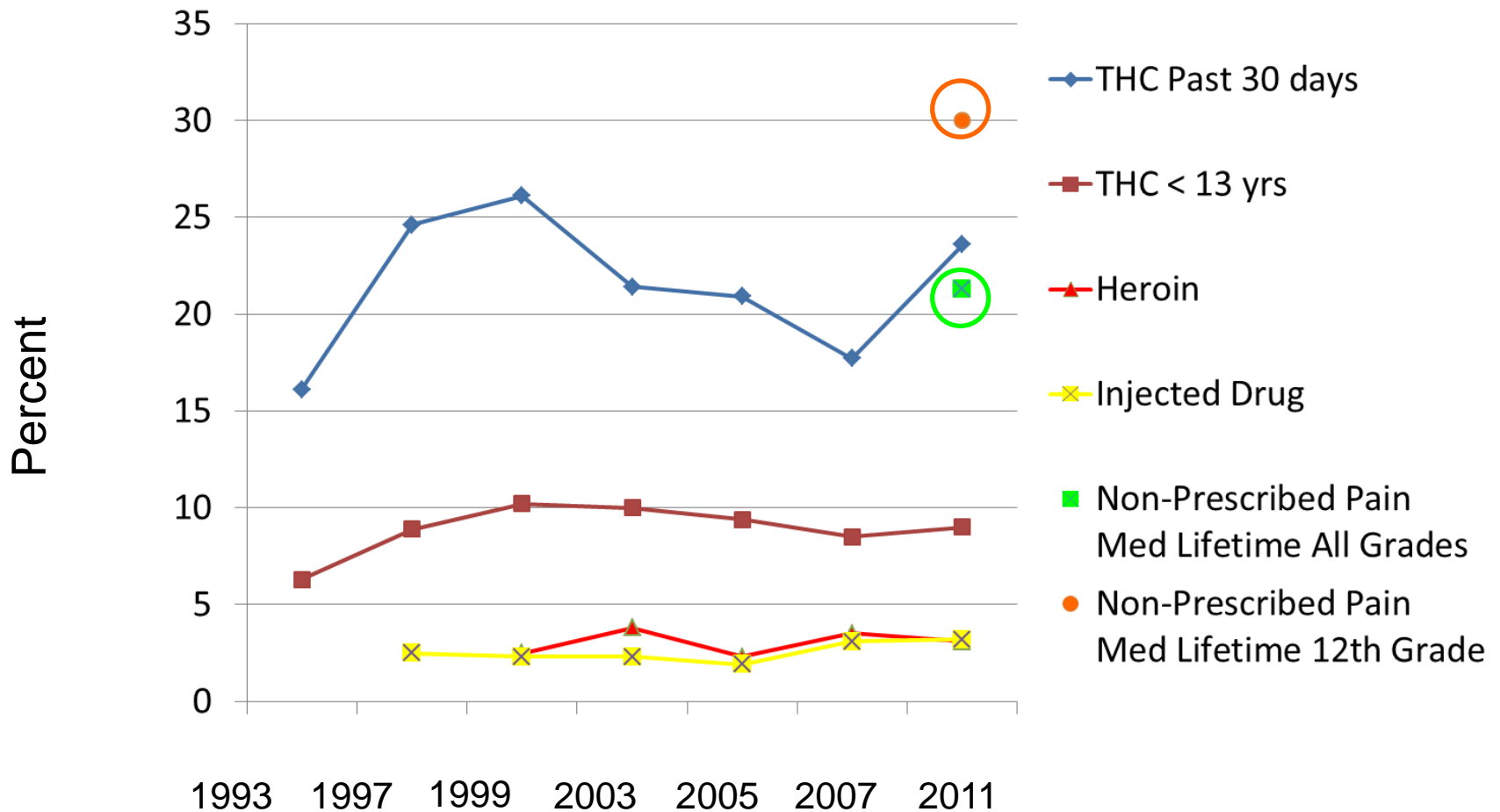
Nationally

- Nonmedical use of prescribed opioids by adolescents surpassed all illicit drug use except marijuana²
 - Peak risk at age 16³
 - Nonmedical use of prescription meds by 12th graders at highest level in 15 yr⁴
- Controlled medications have been prescribed at increased proportion of adolescent visits⁵

Locally

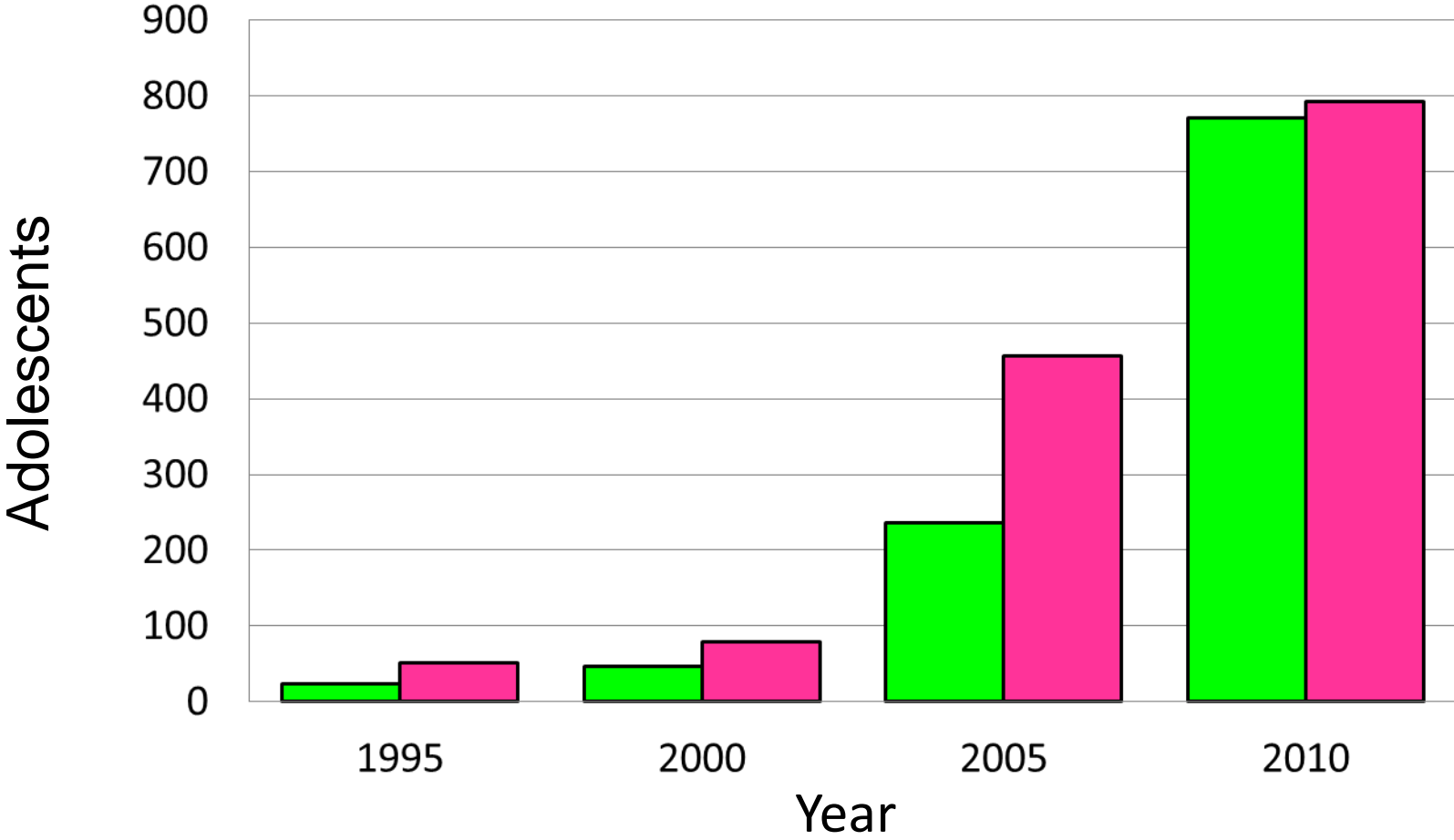
- Increased percentage of 9th-12th graders misusing non-prescribed pain medication from 1993-2011⁷
- In 2011, more than 1 in 5 high school students reported misuse of prescription drugs⁸
 - More than half of medications were opioids

Ohio YRBS 1993-2011

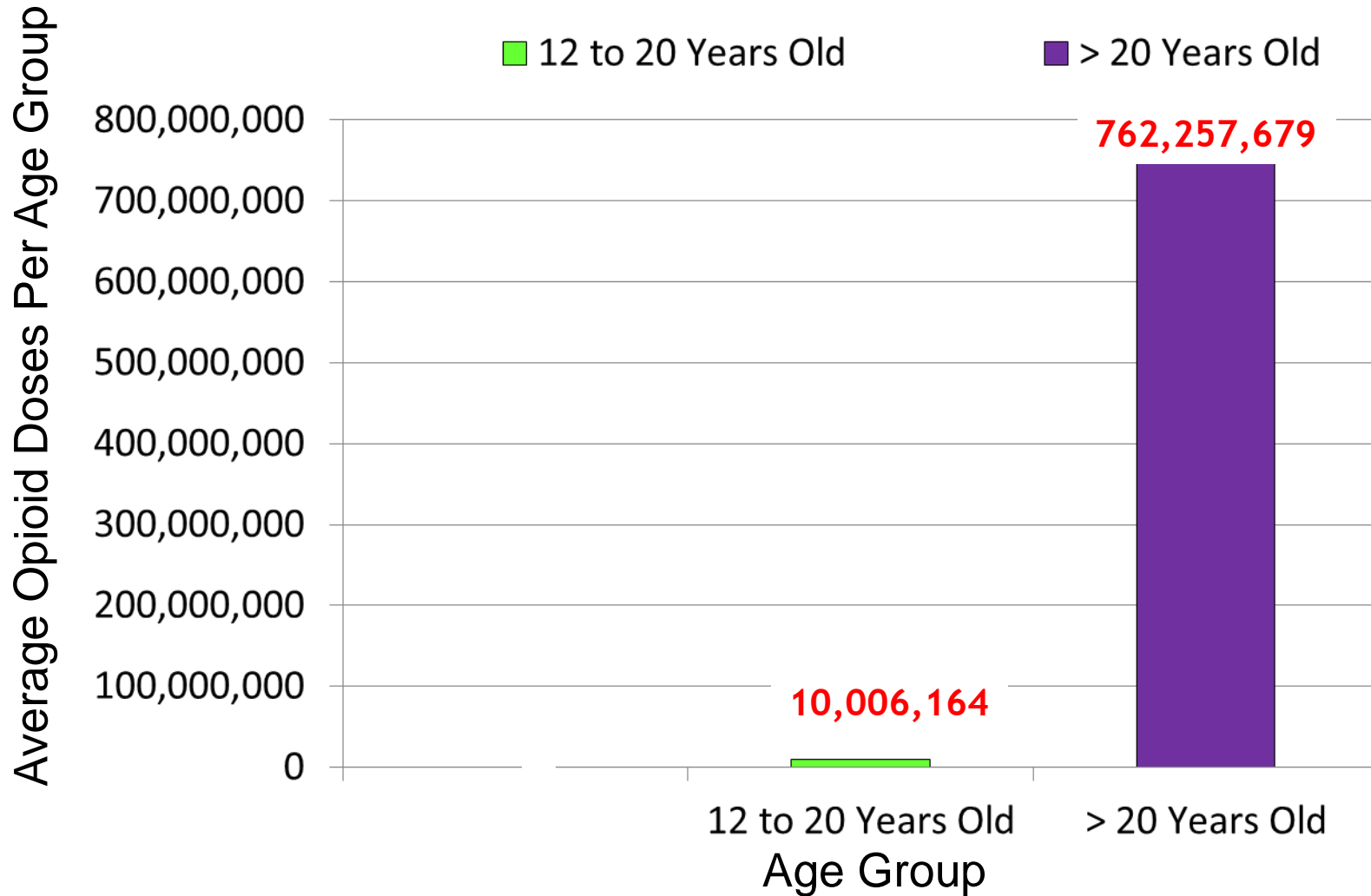


Adolescent Substance Abuse Treatment Admissions for Heroin + Rx Opioids in Ohio

■ 12-20 Yrs Rx Opiate ■ 12-20 Years Heroin

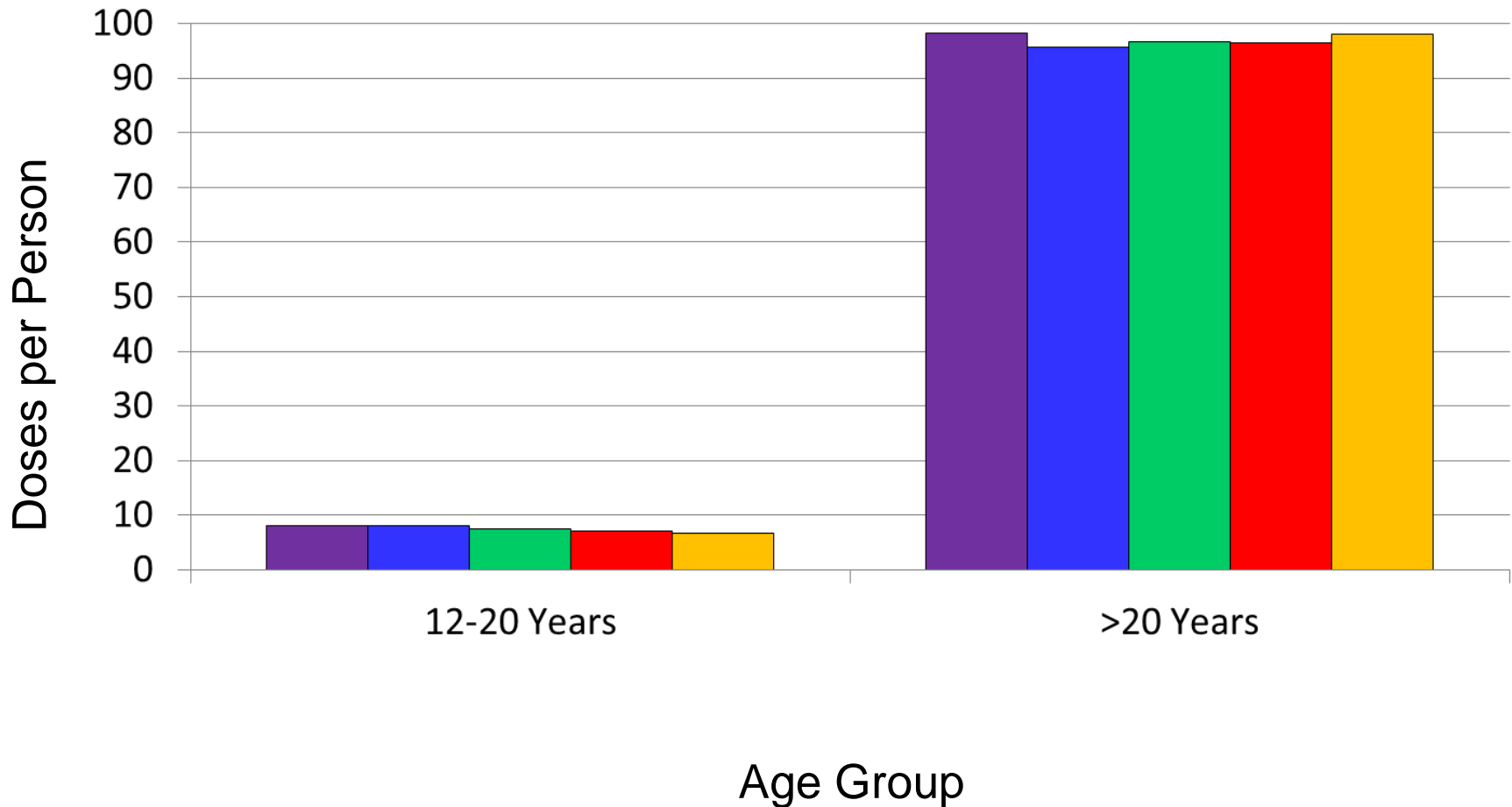


Average Opioid Doses per Age Group 2008-2012

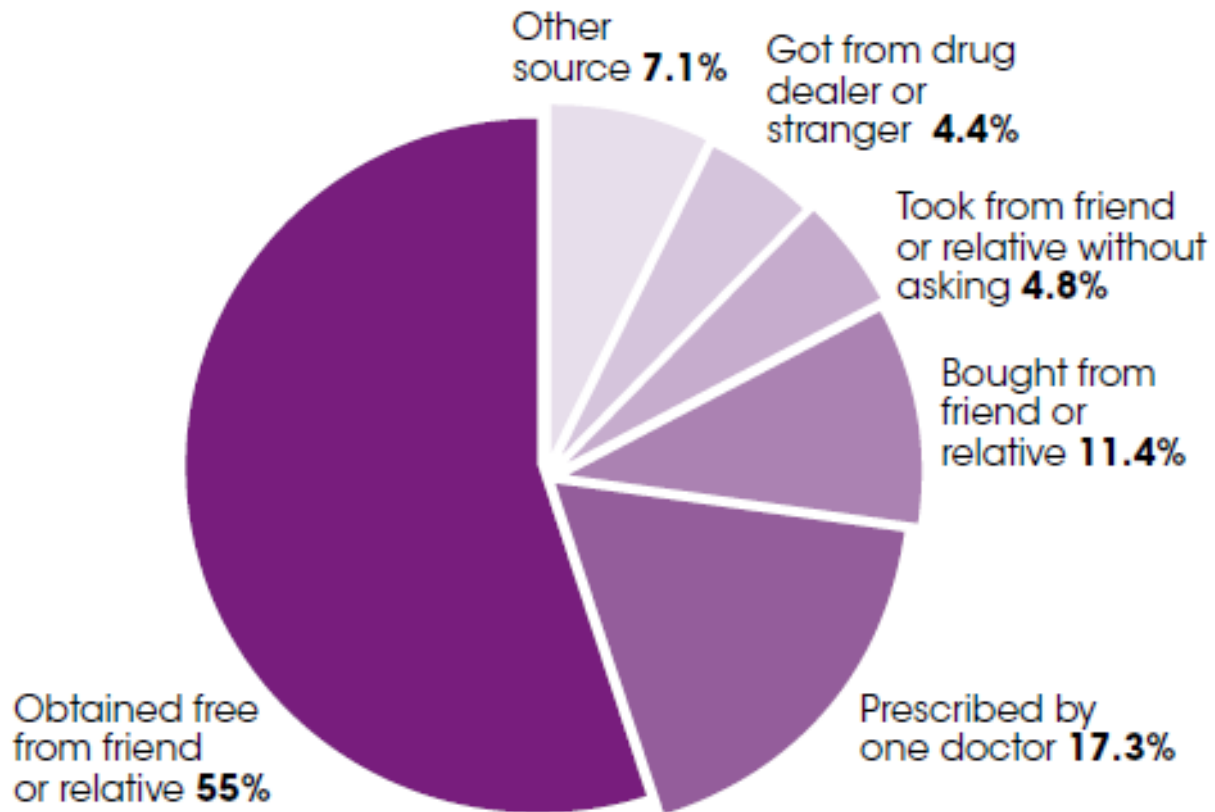


Opioid Doses per Person by Age Group and Year 2008-2012

2008 2009 2010 2011 2012



People who abuse prescription painkillers get drugs from a variety of sources⁷



Change in pattern

- Prevalence of prescription opioid misuse has recently decreased^{10,11}
 - Treatment admissions, overdoses and deaths related to prescription opioid misuse have continued to increase^{12,13}
- Transition to heroin use among adolescents with history of nonprescription opioid misuse^{14,15}
 - Number of adolescents with past year heroin dependence and overdose has increased^{16,17}




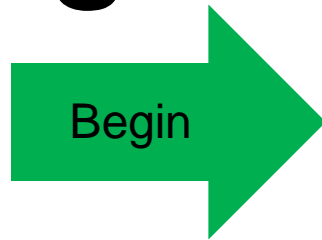
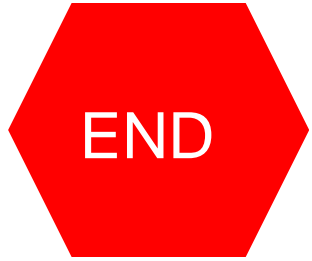
Change in Pattern

- Concern regarding increase in heroin use with changes in prescription-opioid policies¹⁸
 - Increase preceded policies (2007)
- Heroin market forces are major drivers of increases in rates of heroin use¹⁸

Finding Those at Risk

- Most do not present with substance use as a complaint, but rather will show changes in
 - Medical, mental health, home, legal, school, work

Progression of Use



Consequences

- Injection drug behavior
 - Adolescents have briefer substance abuse interval before transitioning to injecting¹⁹
 - Increased risk for Hepatitis C and HIV²⁰⁻²²
 - Poor school performance, juvenile delinquency, risky sexual practices²³⁻²⁵
 - Brain undergoing significant development
 - Lasting effects on neurodevelopment and cognition²⁶
 - Associated with substance misuse in adulthood²⁷
-

National Survey on Drug Use and Health 2012-2013

Illicit Drug Use in Past Month Ohio

Age	% Reporting	Franklin Co. Estimate
12-17 years	9.2%	7,070
18-25 Years	22%	17,304

THC Use in Past Month Ohio

Age	% Reporting	Number
12-17 years	7.4%	5,689
18-25 Years	18.8%	14,787

Alcohol Dependence or Abuse Ohio

Age	% Reporting	Franklin Co. Estimate
12-17 years	3%	2,305
18-25 Years	13.6%	10,697

Illicit Drug Dependence or Abuse Ohio

Age	% Reporting	Franklin Co. Estimate
12-17 years	3.6%	2,767
18-25 Years	7.7%	6,057

Needing But Not Receiving Treatment for Alcohol Use Ohio

Age	% Reporting	Franklin Co. Estimate
12-17 years	2.7%	2,075
18-25 Years	13.1%	10,304

Needing But Not Receiving Treatment for Illicit Drug Use Ohio

Age	% Reporting	Franklin Co. Estimate
12-17 years	3.3%	2,356
18-25 Years	7.2%	5,663

MATA at NCH

- Medication Assisted Treatment of Addiction (MATA) Clinic at Nationwide Children's Hospital (NCH)
- Provides outpatient opioid substitution therapy opioid dependent adolescents
 - buprenorphine/naloxone (BUP/NAL)
- ~ 60 active patients
- Actively engaged in drug treatment program

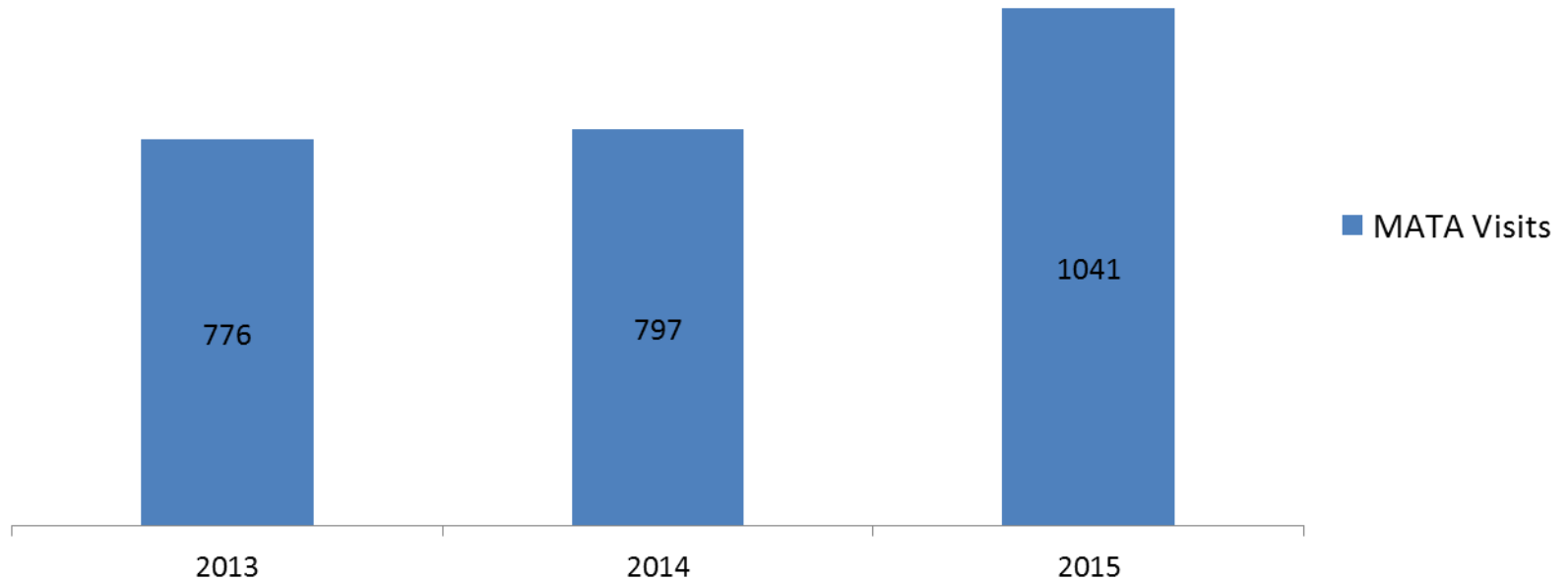
Patient Volume

Number of Visits

January 1, 2013 thru December 31, 2015

From 2013 to 2015:

- MATA volumes ↑ 34%



Source: EDW, Avatar

Adolescents with Opioid Use Disorder

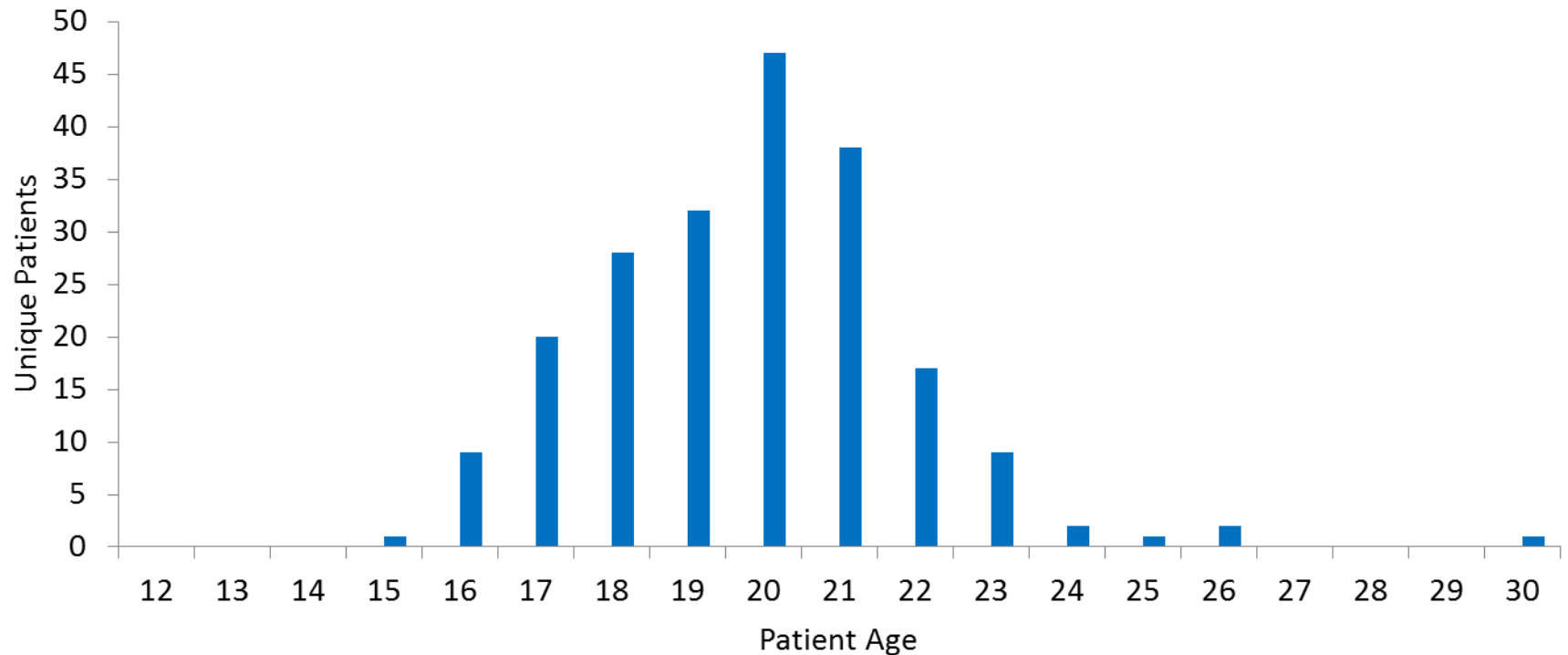
- Predominantly Caucasian
- Males vs Females
- Medicaid vs Private Insurance
- Across socioeconomic status
 - Rural, Urban, Suburban

Age Distribution

Unique Patients by Age

January 1, 2015 thru December 31, 2015

- Over 85% of MATA patients were age 18 and older.



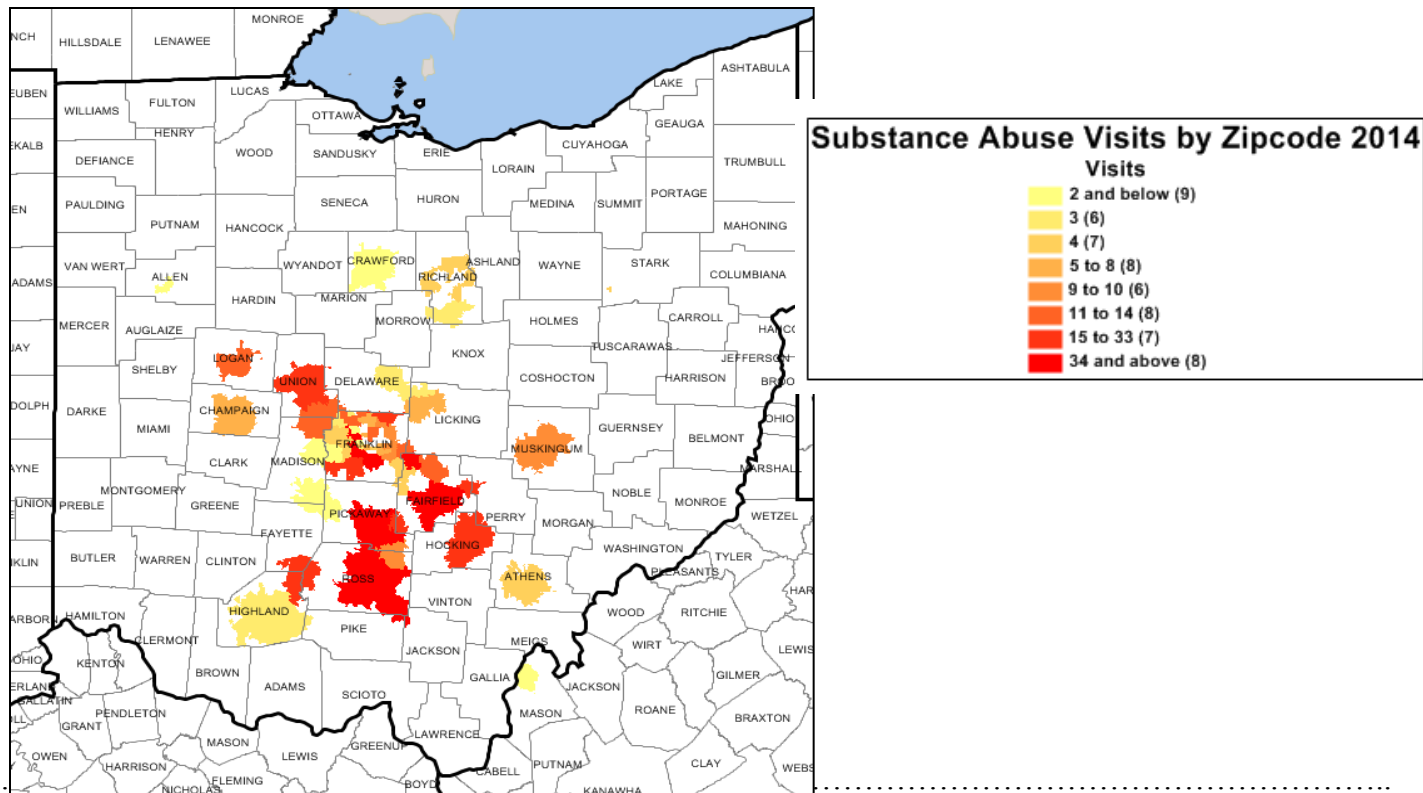
Source: EDW, Avatar

Patient Origin

Patient Origin by Zip Code

January 1, 2014 thru December 31, 2014

MATA (Central Ohio)



Source: EDW, Avatar

Patient Origin

- Increased percentage of active patients from Franklin County
 - 25/55 active patients currently from Franklin County
- Previously, majority of patients from Fairfield and Pickaway Counties

Access Issues in Central Ohio

Internal Sources: Jennifer Zid, Cathleen Bentley
 External Source: Jennifer Haywood

Substance Abuse / Mental Health Providers	Accept Adolescents Aged 0-18	Accept Adults Aged 18+	Accept Suboxone (MAT) Patients	Intensive Outpatient Program	Inpatient / Residential Program	Accept Medicaid	County	Other Nuances
Talbot Hall	No	Yes	No	Yes	No	No (only for detox)	Franklin	<ul style="list-style-type: none"> Only accepts private insurance Closed adolescent program in 2014
Neil Kennedy	No	Yes	Not always	Yes	Yes; adol girls out of state	Yes	Franklin	<ul style="list-style-type: none"> Not meeting the needs of the mentally ill Closed adolescent program in 2015
Abraxas	Yes	Yes	Yes	Yes	Yes; adolescent males	Yes	Franklin	<ul style="list-style-type: none"> Only accept Medicaid, mainly court appointed patients Only counseling and outpatient available in Franklin County
Mary Haven	Yes	Yes	Not always	Yes	Yes	Yes	Franklin	<ul style="list-style-type: none"> Difficult to get them to accept non-court ordered referrals Answers phone during 2 hour window Has a "rough" stigma due to court ordered clientele
Parkside Behavioral Health	No	Yes	No	Yes	No	No	Franklin	<ul style="list-style-type: none"> Very expensive (thousands of dollars)
North Central Mental Health	Yes	Yes	Likely yes	No	No	No	Franklin	
Syntero (formerly Dublin Counseling Center)	Yes	Yes	No	Yes	No	Yes	Franklin	<ul style="list-style-type: none"> Offers general counseling No formal IOP substance abuse program
House of Hope	No	Yes	Yes	Yes	No	Yes	Franklin	<ul style="list-style-type: none"> 2 month wait time
Columbus Health Department	No	Yes	Yes	Yes	No	Yes	Franklin	<ul style="list-style-type: none"> Long wait period to get an assessment/treatment Have a specific program for people on Suboxone
Southeast Health Care Services	No	Yes	Yes	Yes	Yes	Yes	Franklin	
Lancaster Recovery Center	General counseling only	Yes	Yes	Adults only	No	Yes	Fairfield	
Bassett House	Yes	No	Yes	No	Yes	Yes	Athens	<ul style="list-style-type: none"> Long waiting list but NCH has formed a strong relationship and holds 2 beds for NCH
Second Chance in Lewis Center	Yes	Yes	No	Yes	No	Yes	Delaware	<ul style="list-style-type: none"> Uses outpatient groups, family therapy, interventions, and education

References

- 1) Paulozzi LJ, Mack KA, Hockenberry JM. Vital signs: Variation among states in prescribing of opioid pain relievers and benzodiazepines - United States, 2012. *MMWR Morb Mortal Wkly Rep*. 2014;63(26):563-568
- 2) Substance Abuse and Mental Health Services Administration, Results from the 2010 National Survey on Drug Use and Health: Summary of National Findings, NSDUH Series H-41, HHS Publication No. (SMA) 11-4658. Rockville, MD: Substance Abuse and Mental Health Services Administration, 2011.
- 3) Meier, EA, Toost JP, Anthony JC. Extramedical Use of Prescription Pain Relievers by youth Aged 12 to 21 Years in the United States: National Estimates by Age and by Year. *Arch Pediatr Adolesc Med*. Published online May 7, 2012. DOI:10.1001/archpediatrics.2012.209
- 4) Johnston L, O'Malley P, Bachman J et al. Monitoring the Future National Results on Adolescent Drug Use: Overview of Key Findings, 2011. Ann Arbor, MI: The University of Michigan Institute for Social Research; 2012.
- 5) Fortuna RJ, Robbins BW, Calola E et al. Prescribing of controlled medications to adolescents and young adults in the United States. *Pediatrics*. 2010; 126:1108-1116
- 6) Ohio Department of Health, Violence and Injury Prevention Program. 2012 Ohio drug overdose deaths
- 7) Centers for Disease Control and Prevention. Youth Risk Behavior Surveillance Survey 2010. *MMWR* 2011
- 8) Centers for Disease Control and Prevention. Youth Risk Behavior Surveillance Survey 2011. *MMWR* 2012
- 9) McKnight, EM, Bonny, AE, et al. Statewide Opioid Prescriptions and the Increased Prevalence of Adolescent Opioid Misuse. 2016. submission pending; forthcoming
- 10) Substance Abuse and Mental Health Services Administration. Results from the 2013 national survey on drug use and health: Summary of national findings. Rockville, MD: 2014 Contract No.: HHS Publication No. (SMA).
- 11) Miech R, Johnston L, O'Malley PM, et al.: Prescription opioids in adolescence and future opioid misuse. *Pediatrics* 2015;136:e1169-77
- 12) Chen LH, Hedegaard H, Warner M: Drug-poisoning deaths involving opioid analgesics: United states, 1999-2011. *NCHS data brief* 2014:1-8
- 13) Substance Abuse and Mental Health Services Administration Center for Behavioral Health Statistics and Quality: Treatment episode data set (teds): 2002-2012. National admissions to substance abuse treatment services. 2014
- 14) Lankenau SE, Teti M, Silva K, et al.: Initiation into prescription opioid misuse amongst young injection drug users. *The International journal on drug policy* 2012;23:37-44
- 15) Mars SG, Bourgois P, Karandinos G, et al.: "Every 'never' i ever said came true": Transitions from opioid pills to heroin injecting. *The International journal on drug policy* 2014;25:257-66
- 16) Substance Abuse and Mental Health Services Administration Center for Behavioral Health Statistics and Quality: Treatment episode data set (teds): 2002-2012. National admissions to substance abuse treatment services. 2014
- 17) Rudd RA, Paulozzi LJ, Bauer MJ, et al.: Increases in heroin overdose deaths - 28 states, 2010 to 2012. *MMWR Morb Mortal Wkly Rep* 2014;63:849-54
- 18) Compton WM, Jones CJ, Baldwin GT: Relationship between Nonmedical Prescription-Opioid Use and Heroin Use. *N Eng J Med* 2016; 154-163
- 19) Battjes RJ, Leukefeld CG, Pickens RW: Age at first injection and hiv risk among intravenous drug users. *Am J Drug Alcohol Abuse* 1992;18:263-73
- 20) Fuller CM, Vlahov D, Arria AM, et al.: Factors associated with adolescent initiation of injection drug use. *Public Health Rep* 2001;116 Suppl 1:136-45
- 21) Garfein RS, Vlahov D, Galai N, et al.: Viral infections in short-term injection drug users: The prevalence of the hepatitis c, hepatitis b, human immunodeficiency, and human t-lymphotropic viruses. *Am J Public Health* 1996;86:655-61
- 22) Jessor R, Chase JA, Donovan JE: Psychosocial correlates of marihuana use and problem drinking in a national sample of adolescents. *Am J Public Health* 1980;70:604-13
- 23) Dembo R, Williams L, Wish ED, et al.: Examination of the relationships among drug-use, emotional psychological-problems, and crime among youths entering a juvenile detention center. *Int J Addict* 1990;25:1301-40
- 24) Cook RL, Comer DM, Wiesenfeld HC, et al.: Alcohol and drug use and related disorders: An underrecognized health issue among adolescents and young adults attending sexually transmitted disease clinics. *Sex Transm Dis* 2006;33:565-70
- 25) Spear LP: The adolescent brain and age-related behavioral manifestations. *Neurosci Biobehav Rev* 2000;24:417-63
- 26) Baler RD, Volkow ND: Drug addiction: The neurobiology of disrupted self-control. *Trends Mol Med* 2006;12:559-66
- 27) McCabe SE, West BT, Morales M, et al.: Does early onset of non-medical use of prescription drugs predict subsequent prescription drug abuse and dependence? Results from a national study. *Addiction* 2007;102:1920-30



